

NATURAL GENIUS

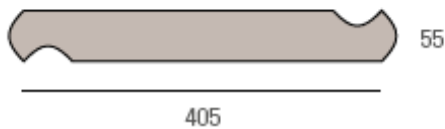
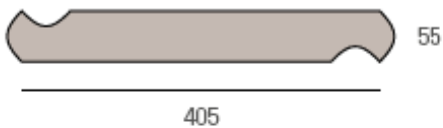
BISCUIT N°1

Re-thinking traditional hardwood floor, where rounded, bevelled and curved boards along with slight bombe effect of the surface create a new language.


High-end two-layers engineered hardwood floor with a top layer and crossed-fibres birch plywood support.

SPECIFICATIONS

MODEL	WIDTH	LENGTH	TOTAL THICKNESS	TOP LAYER	SUPPORT	INSTALLATION SYSTEMS
1	55 mm	405 mm	12,5 mm	3/3,5 mm	multilayer birch plywood	glued only



board section



INSTALLATION PATTERNS

